



EM-1000 Electric Submeter

Surface & Flush-Mount

Radio or Pulse Output

Overview

The H2O Degree EM-1000 electric kWh meter kit meets the rigorous requirements of ANSI 12.20 (0.5) Code for Electricity Metering, 0.5% Accuracy. Designed to provide a simple and effective process for accurately capturing measurements of power consumption, EM-1000 Meters are easy to specify and install for new construction and retrofits.

The EM-1000 Meter has an installer-friendly feedback feature: a red reverse phase indicator acts as an installation diagnostics tool and illuminates if a meter is improperly installed. After installation, the green duty cycle light shows that the meter is collecting electric consumption data at the appropriate rate. The 200 Amp solid core CTs have color-coded labels to easily identify and correctly land the wires at the meter.

Features

- 0.5% kWh meter, Certified to ANSI C12.20 (0.5) by MET Testing Labs (NRTL)
- State of California Approved— Cert. # 5668-11
- NY DPS and NYSERDA Approved
- 120/208/240V 1 Ph 3W, 200A
- Pulse output-standard
- Basic kit includes submeter, specified enclosure, and two Current Transformers (CTs). Pulse equipped meters include built-in pulse output. Radio equipped meters include built-in radio.
- Multi-tenant residential applications
- Single-phase applications
- Revenue Grade Accuracy
- Compact footprint fits almost anywhere
- Surface or flush-mount options available



Ordering Information

Model	Description
120/208-240V, 1 Ph, 3W, 200 Amp meter with 2 solid-core CTs-Flush Mount Enclosure	
EM-1000FP	Standard meter kit—Flush mount—Pulse equipped
EM-1000FR	Standard meter kit—Flush mount—Radio equipped
120/208-240V, 1 Ph, 3W, 200 Amp meter with 2 solid-core CTs-Surface Mount Enclosure	
EM-1000SP	Standard meter kit – Surface mount—Pulse equipped
EM-1000SR	Standard meter kit—Surface mount—Radio equipped

1/2016

H2O Degree
3580 Progress Drive, Suite L
Bensalem, PA 19020

www.h2odegree.com
(215) 788-8485
info@h2odegree.com



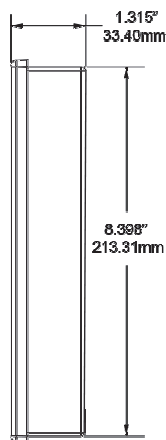
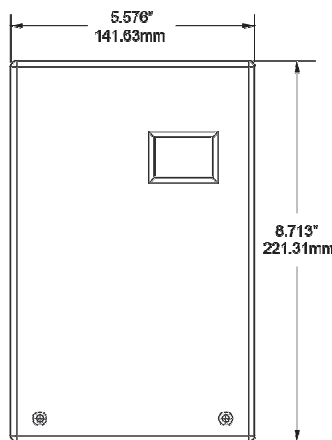
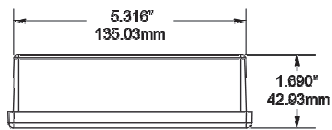
EM-1000 Electric Submeter

Surface & Flush-Mount, Radio or Pulse Output

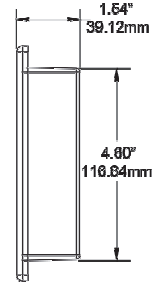
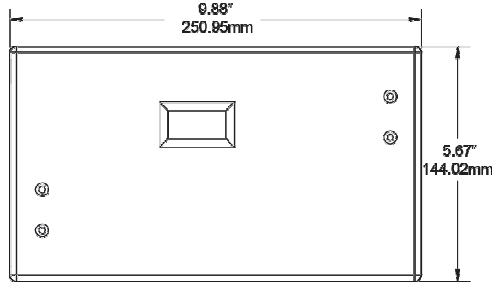

Technical Specifications

DIMENSIONS

Surface Mount Enclosure



Flush Mount Enclosure



Ordering Information

Model

Description

120/208-240V, 1 Ph, 3W, 200 Amp meter with 2 solid-core CTs-Flush Mount Enclosure

EM-1000FP	Standard meter kit—Flush mount—Pulse equipped
EM-1000FR	Standard meter kit—Flush mount—Radio equipped

120/208-240V, 1 Ph, 3W, 200 Amp meter with 2 solid-core CTs-Surface Mount Enclosure

EM-1000SP	Standard meter kit—Surface mount—Pulse equipped
EM-1000SR	Standard meter kit—Surface mount—Radio equipped

1/2016

H2O Degree

3580 Progress Drive, Suite L
Bensalem, PA 19020

www.h2odegree.com

(215) 788-8485

info@h2odegree.com